


Taking care of each other, wherever we are.



Remember, COVID-19 spreads through spit or droplets, so:

- wear a mask**
- stay 2 metres away** from people outside your social circle
- regularly clean** common surfaces
- gather outside** when possible

A **social circle** is a small group of people that you are in close contact with, sometimes called a "bubble".

Check your provincial/territorial guidelines for what is recommended in your area.



Guidelines for Safe Social Gatherings this Summer

Steps to help keep us healthy when hosting friends & family.



1 Plan to gather outdoors.

Many experts recommend that outdoor gatherings may reduce the risk of spreading the virus.

Consider hosting your gathering...

- in a park.
- in a backyard.
- on your porch or deck.

1



2 Plan well.

Tell your guests...

- to stay home if they are sick.
- to maintain good physical distancing.
- how you will share food.
- about things you want them to bring (masks, cups, etc.).


2



3 The size of your gathering matters.

- Check gathering limits for your area.
- Only have as many people as can safely physically distance in your outdoor space.
- Think about having some of your guests in-person and some online! This can include more people while staying safe, especially at-risk or elderly people who may not be able to come in person.

3



4 Anyone with symptoms should stay home.

Cancel or postpone your gathering if you (or anyone in your household)...

- have symptoms (including fever, cough, or headache).
- have had close contact with someone who has COVID-19.

4



welllivinghouse.com



Guidelines for Safe Social Gatherings this Summer

(continued)



Clean your space.

- Thoroughly clean common surfaces before guests arrive and after they leave.
- Have sanitizer or wipes handy for quick wipe downs.
- Use reusable plastic table clothes that can be disinfected during the gathering.

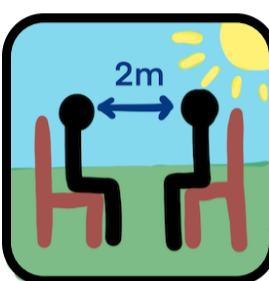
5



Have good hand hygiene.

- Wash your hands with soap for 20 seconds, often.
- Provide hand sanitizer for guests.
- Wash your hands before preparing food or eating (avoid touching your face).

6



Do physical distancing.

Guests outside of your **circle** should be physically distanced.

- Set up chairs and blankets 2 metres apart, in advance.
- Elbow bump instead of hugs or handshakes.

7

Think about staying home if you...

- are over the age of 65.
- have pre-existing conditions that make you more vulnerable to COVID-19 complications.
- are caring for or living with someone in either of these categories.

When using someone's bathroom

Treat it like a public washroom.

- Clean your hands well and use toilet paper (or paper towel) to open & close the door.
- Do not touch your face** with your hands unless you have washed them (and not touched any other shared surfaces).
- Bring a small container of hand sanitizer or wipes to clean your hands again as you leave the washroom.



Tips for your bathroom

If you are comfortable having guests **who are not in your social circle** use your bathroom, consider the following.



Ask people entering your home to wear a mask.



Clean and disinfect your bathroom well before and after the gathering.



Have guests use paper towels to dry their hands.



Ask guests to sanitize their hands when they leave the bathroom.



Remove things that will be hard to clean afterwards (like toothbrush, makeup, magazines).



Have disinfectant wipes or spray for guests to clean common surfaces (toilet handles, tap, doorknob) between uses.

NOTE: Evidence says you cannot get COVID-19 from a toilet seat!

Remember that social expectations can be challenging!

You can always say no to invitations and/or expectations to host.
Be clear about your expectations of other people when you invite them over.



welllivinghouse.com

